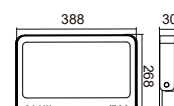
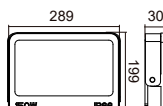
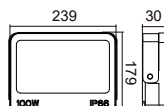

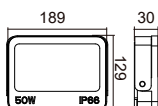
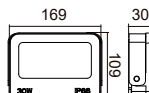
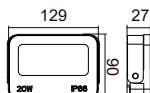

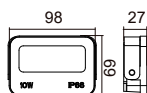


FARETTI LED DA ESTERNO SERIE FA6



TRI-COLOR

3000K
4000K
6500K
Selezionabile tramite switch



CLASSE I

CRI
80



30.000h



Non Dimmerabile



220-240V~
50/60Hz



-20°C +55°C

Struttura in Alluminio pressofuso grigio
Schermo in Vetro satinato temperato antiabbagliamento
Cavo di alimentazione gommato lungo 50cm
Valvola anticondensa

Codice	Potenza	Flusso uscente	Fascio (BA)	Dimensioni	Peso	Classe etichetta energetica
39.9FA601CFN	10W	1000lm	110°	69x98x27mm (SP 1,5kV)	200g	F
39.9FA602CFN	20W	2000lm	110°	90x129x27mm (SP 1,5kV)	300g	F
39.9FA603CFN	30W	3000lm	110°	109x169x30mm (SP 2,5kV)	400g	F
39.9FA605CFN	50W	5000lm	110°	129x189x30mm (SP 4kV)	550g	F
39.9FA610CFN	100W	10000lm	110°	179x239x30mm (SP 6kV)	800g	F
39.9FA615CFN	150W	15000lm	110°	199x289x30mm (SP 6kV)	1300g	F
39.9FA620CFN	200W	20000lm	110°	268x388x30mm (SP 6kV)	1900g	F