

Lampada LED PAR16 ST1 CLASSE A - 50.000h

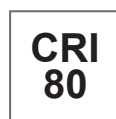

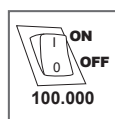
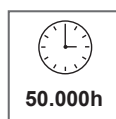


3W
66W

580lm



GU10



Codice	Potenza	Lumen Totale	Lumen Φ120°	Kelvin	CRI	Fascio (BA)	Dimensioni	Classe Energetica
39.910213C	3W	580lm	540lm	3000K	80	100°	Ø50x56mm	A
39.910213N	3W	580lm	540lm	4000K	80	100°	Ø50x56mm	A