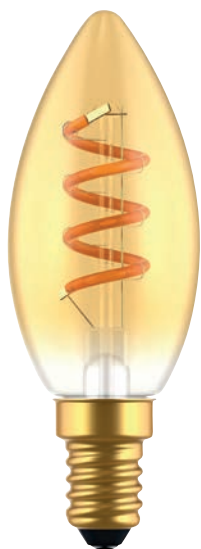


LAMPADE LED FILAMENT SOFT VETRO

3W
21W



200lm




E14
Candela C35
39.922010C22


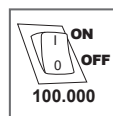
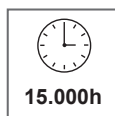
3W
21W



200lm



E14
Minisfera G45
39.922020C22



Codice	Potenza	Equivalenza Watt	Lumen Totale	Kelvin	Fascio (FA)	Dimensioni	Classe Energetica
39.922010C22	3W	21W	200lm	2200K	320°	Ø35x97mm	G
39.922020C22	3W	21W	200lm	2200K	320°	Ø45x80mm	G