

LAMPADA LED TUBOLARE T38, E27, 9.5W


LAMPADA LED TUBOLARE T38

LUCE Calda 3000K


Naturale 4000K

Fredda 6500K


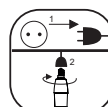


9.5W =
72W 

39.920513C

9.5W =
75W 

39.920513F/N



Codice	Watt	Colore	Lumen	Tipo di attacco	Angolo Fascio	CRI	Dimensioni
39.920513C	9.5W	3000K	1000	E27	FA 300°	80	38x111mm
39.920513N		4000K	1055				
39.920513F		6500K	1055				