


SUPPORTI ROTONDI PER LAMPADINE MR11, GHIERA FISSA

**NUOVI
SUPPORTI PER
LAMPADINA MR11**



GHIERA FISSA

IP20

39.PS6111CR



39.PS6111WH



Codice	Potenza Max	Ghiera	Colore	Dimensioni foro:	Dimensioni	Corpo:
39.PS6111CR	50W	Fissa	Cromato	Ø45mm	55x25mm	Zinco Satinato
39.PS6111WH	50W	Fissa	Bianco opaco	Ø45mm	55x25mm	Zinco

ARTICOLI OPZIONALE

Codice	Descrizione
39.915014*	LAMPADA LED MR11, GU4, 4W, BA38°, 12Vdc, LM320, RA 80, 34*42mm
39.915015*	LAMPADA LED MR11, GU10, 3W, BA55°, 220Vac, LM240, RA 80, 34*46mm

